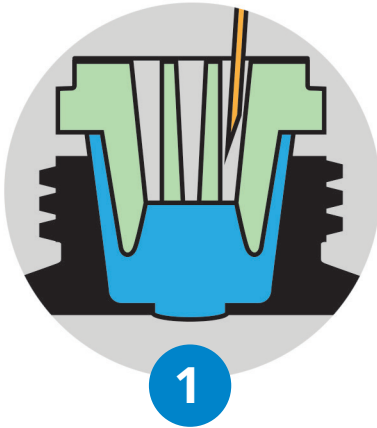
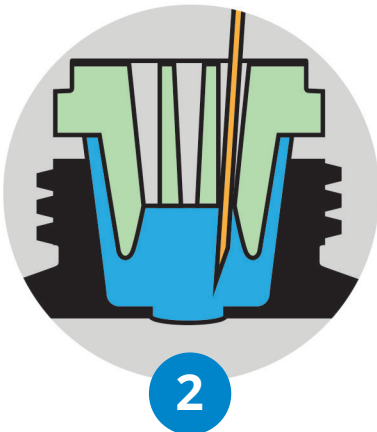


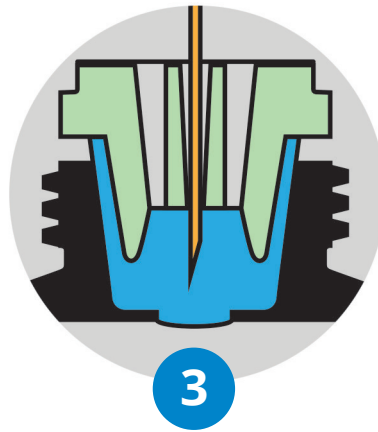
# Proper Needle Insertion into QualiTru™ Septum



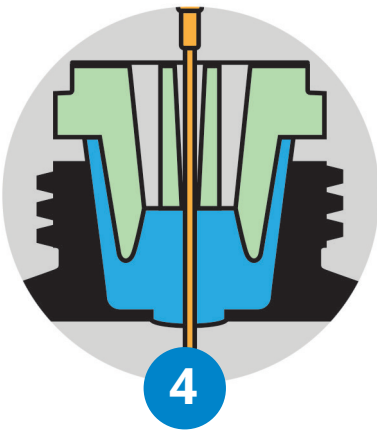
1  
Line the hypodermic needle up with the channel you plan to use.



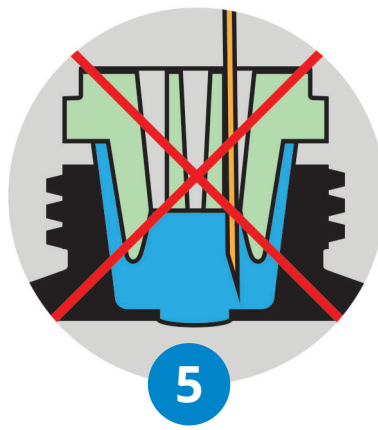
2  
Face the bevel of the needle outward, or toward the outer ring.



3  
Slowly push the hypodermic needle until you meet resistance.



4  
Gently continue through the rubber until you can push no further.



5  
Do not spin or twist on the way through, as you could core the rubber.